

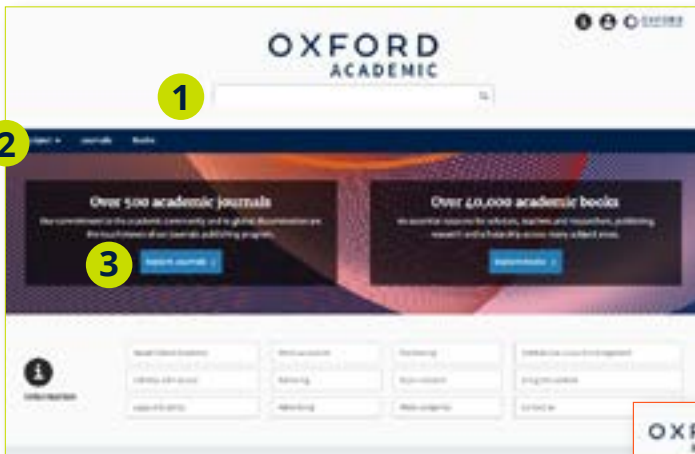
牛津大学出版社学术书籍现已迁移至牛津学术 (Oxford Academic) 平台, 与我们的期刊汇合, 用户可在统一平台上进行内容阅读和交叉搜索。

本指南将介绍期刊内容、书籍内容、在线产品页面, 以及我们的合作出版社页面和信息页面。请观看»[演示视频](#)。

牛津学术平台上的期刊

academic.oup.com/journals

用户如何在该网站上搜索期刊?



- 1 在牛津学术平台主页academic.oup.com上搜索期刊和书籍
- 2 浏览多级学科分类
- 3 点击进入期刊主页

在期刊主页, 您可以:

- 1 进行搜索
- 2 根据学科进行浏览, 包括Arts & Humanities (艺术与人文学科)、Law (法律)、Medicine & Health (医学与健康)、Science & Maths (自然科学与数学) 以及 Social Sciences (社会科学)
- 3 按期刊名浏览



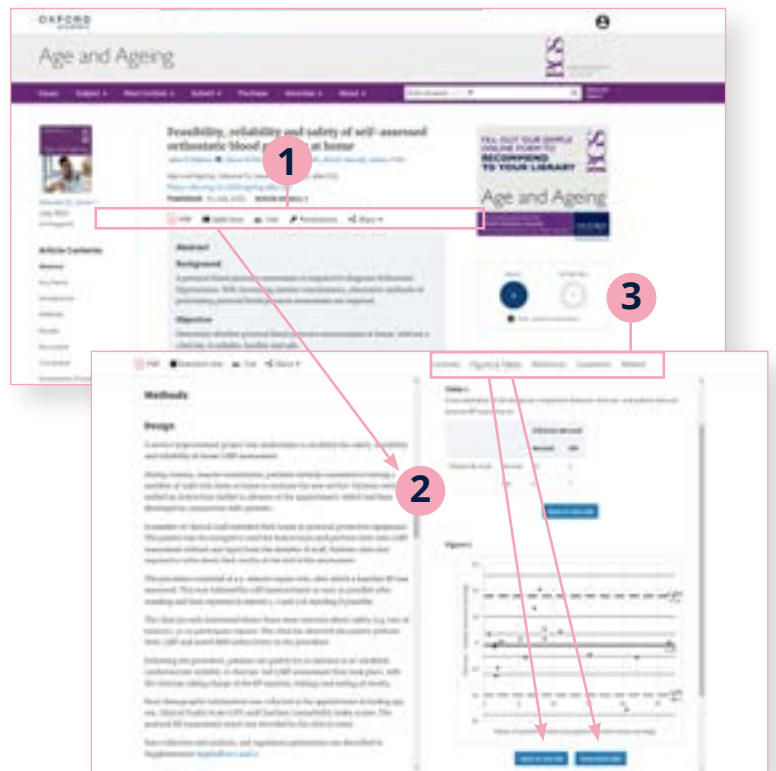
充分利用搜索结果



- 1 搜索结果默认按相关性高低排列
- 2 每个结果均配有一个可访问性标识符, 并被标记为期刊、期刊论文、图片等
- 3 可通过左侧面板进行搜索项修改。用户可编辑搜索项, 设置多重筛选, 并根据格式、论文类型、学科、期刊、出版日期和可访问性进一步缩小搜索范围

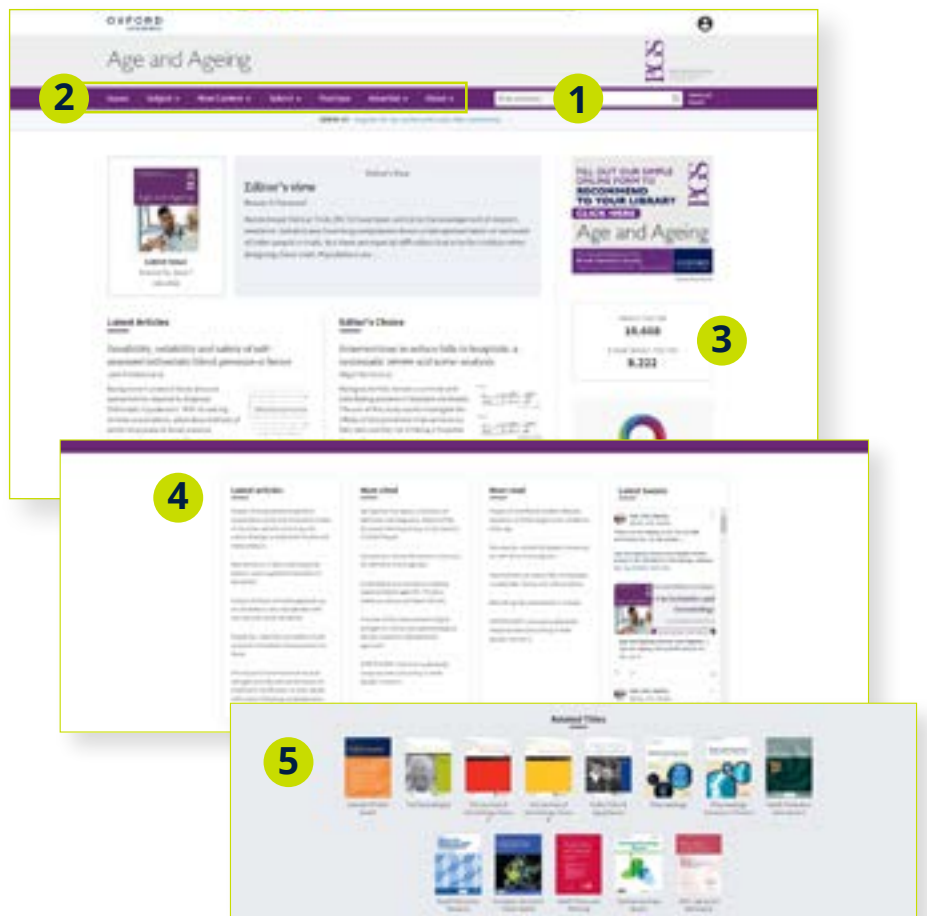
轻松浏览论文

- 1 用户点击进入内容后将会看到期刊或论文, 并可以PDF格式下载、分屏浏览、查看引用和许可信息、以及分享内容
- 2 分屏浏览为用户提供两个独立的滚动面板: 左侧为正文面板, 右侧面板可轻松实现不同元素的切换, 包括内容、图表、参考文献、评论和相关材料
- 3 在图表中, 用户可在新标签页中打开图表, 或以PowerPoint幻灯片的形式下载图片



轻松浏览期刊页面

- 1 在期刊内搜索论文
- 2 查看期号、学科、投稿选项等。用户可通过About (关于) 标签查看学会的隶属情况并对通知提醒进行设置
- 3 轻松查看有关影响因子的详细信息
- 4 向下滚动查看最新、阅读量最大或引用次数最多的论文以及Twitter推送
- 5 浏览相关期刊



牛津学术平台上的书籍

academic.oup.com/books

用户如何在该网站上搜索书籍？



1 在牛津学术平台的主页 academic.oup.com 上搜索书籍和期刊

2 浏览多级学科分类

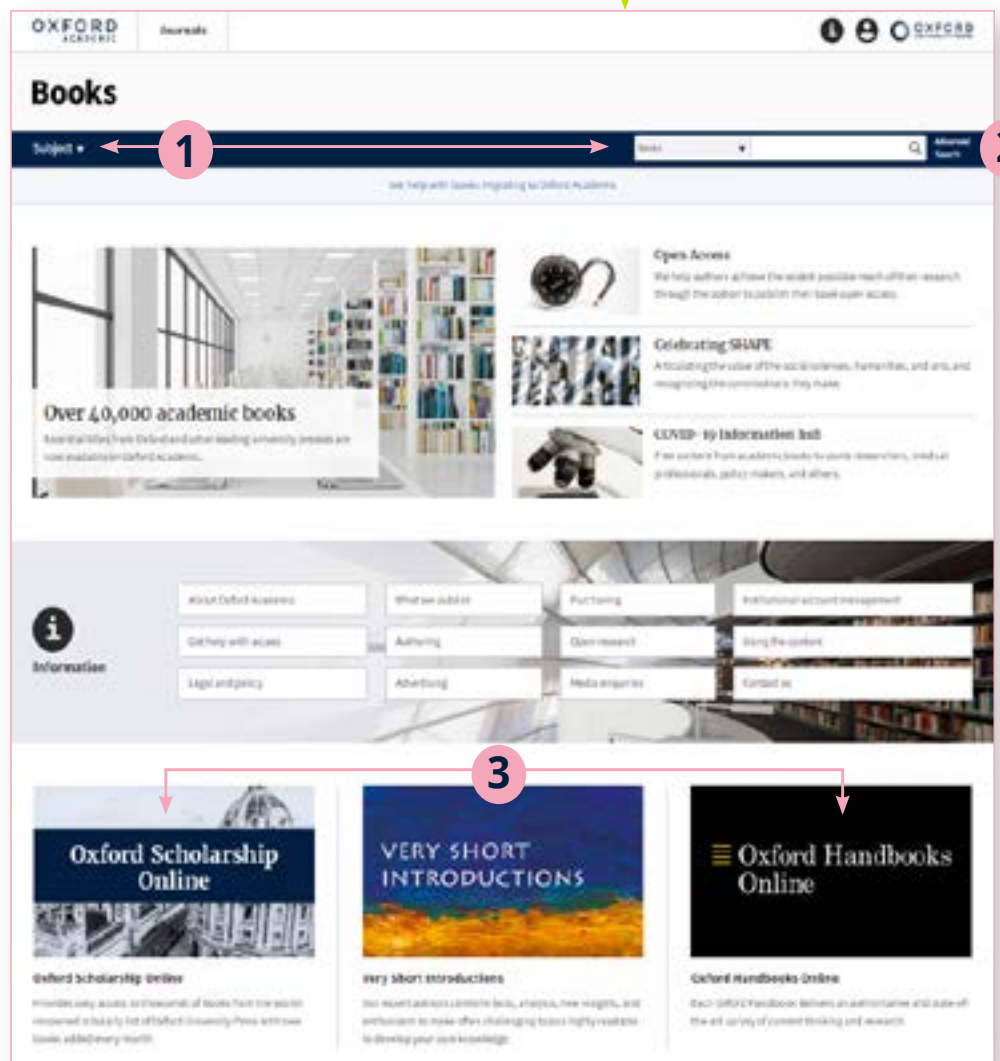
3 点击进入书籍主页

在书籍主页, 您可以按学科进行搜索或浏览

1 学术书籍内容包括牛津大学出版社和我们的大学出版社合作伙伴出版的学术书籍

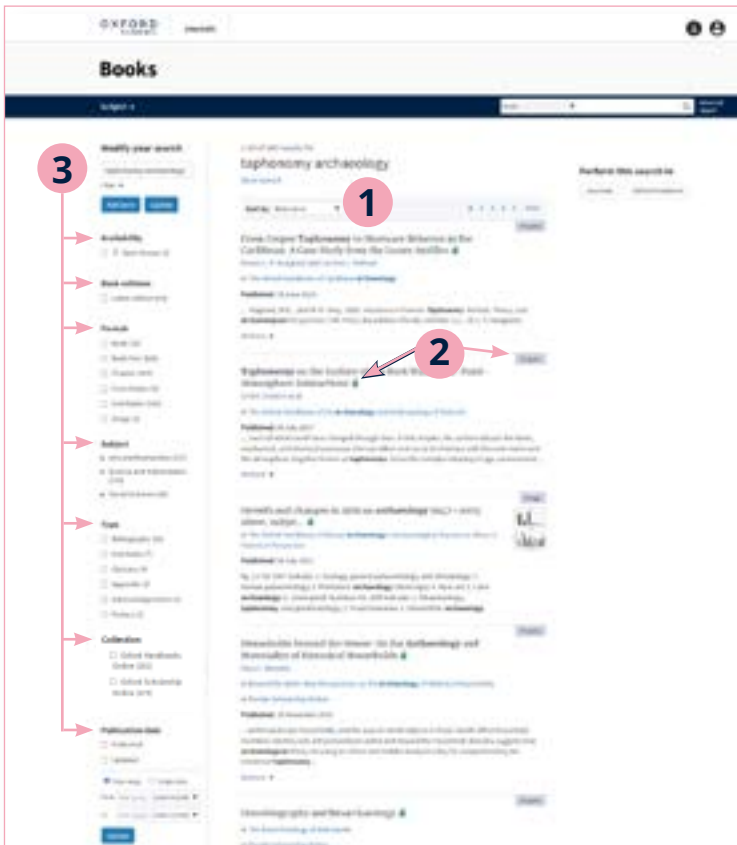
2 点击高级搜索无需输入关键字即可显示所有内容。如果您只想查看图书馆已订购的内容, 您可以使用可访问的已购内容选项进行筛选, 详情请看下一页

3 每个系列均有相应的页面, 拥有不同的功能



在第5页进一步了解系列书籍页面

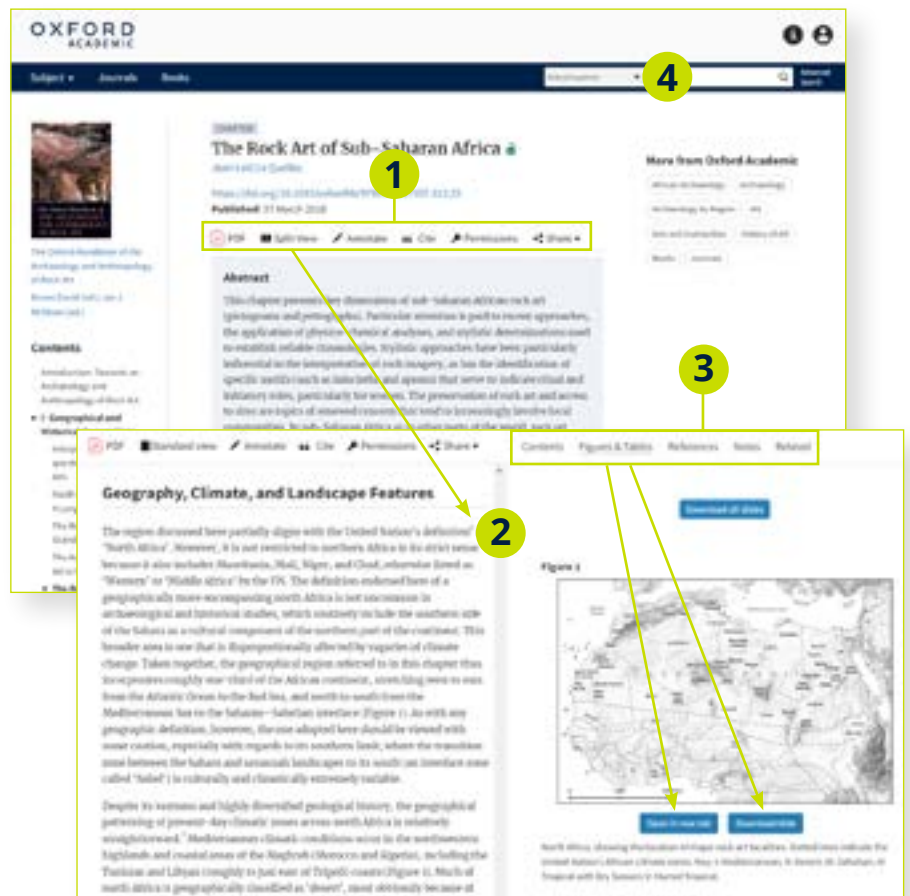
充分利用搜索结果



- 1 搜索结果默认按相关性高低排列
- 2 每个结果均配有一个可访问性标识符, 并被标识为书籍、章节、图片等
- 3 可通过左侧面板进行搜索项修改。用户可编辑搜索项, 设置多重筛选, 并根据可访问性、版本、格式、学科、书系、出版时间等进一步缩小搜索范围

轻松浏览内容

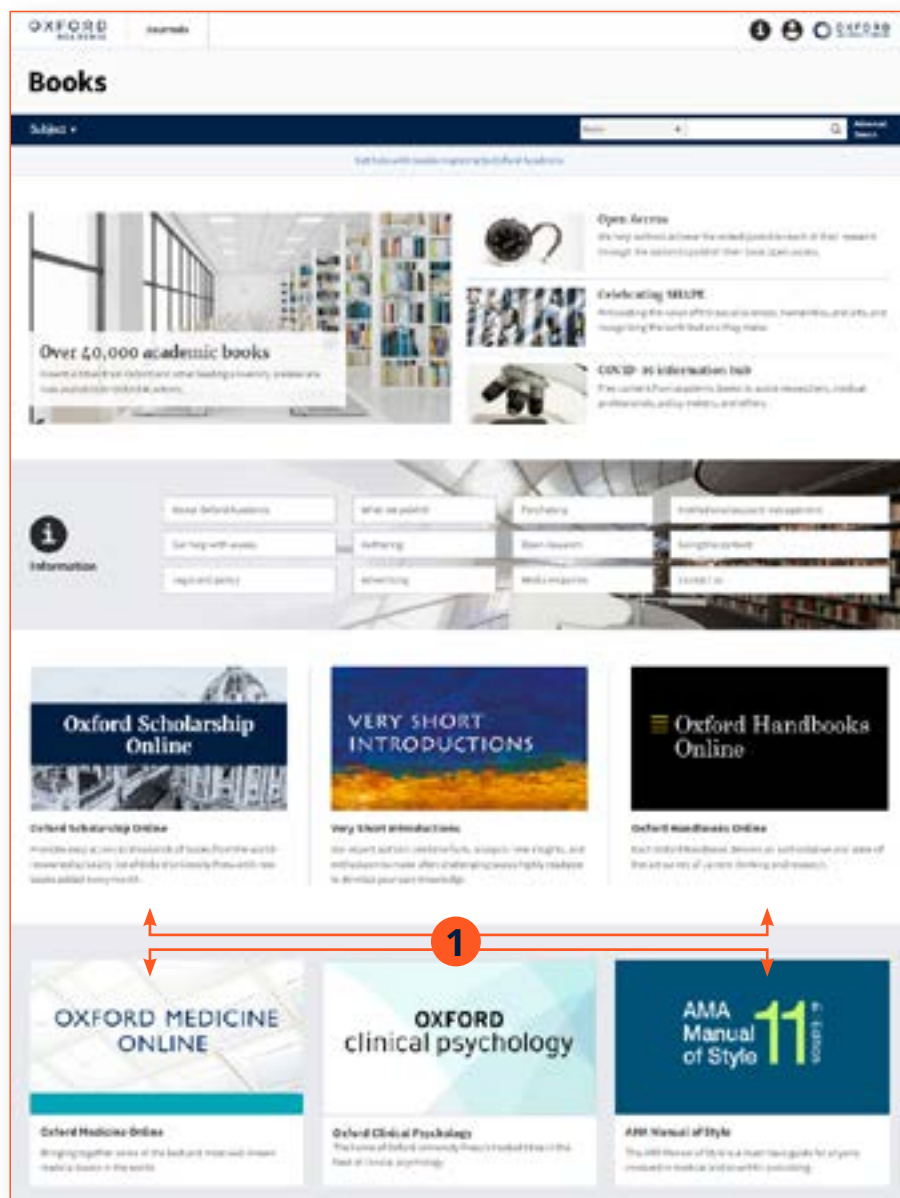
- 1 用户点击进入内容后将会看到书籍或章节, 并可以PDF格式下载、分屏浏览、查看引用和许可信息、以及分享内容
- 2 分屏浏览为用户提供两个独立的滚动面板: 左侧为正文面板, 右侧面板可轻松实现不同元素的切换, 包括内容、图表、参考文献、注释和相关材料
- 3 在图表中, 用户可在新标签页中打开图表, 或以PowerPoint幻灯片的形式下载图片
- 4 搜索栏旁边的下拉菜单提供缩小搜索范围选项, 在此用户将看到多种选项, 包括您正在查找的某部书籍、书籍所属的系列(如适用)或者书籍所标记的学科



牛津学术平台上的在线产品

academic.oup.com/books

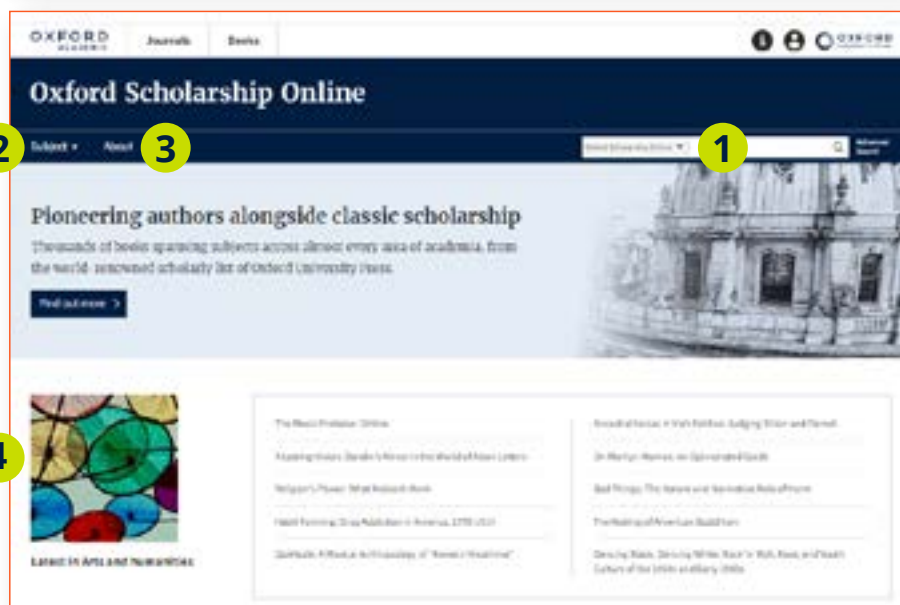
在线产品页面是什么？



1

在线产品包括Oxford Scholarship Online、Oxford Medicine Online以及Very Short Introductions, 每个产品均配有各自的主页, 拥有搜索和筛选功能

我们现以Oxford Scholarship Online为例。



1

搜索栏默认在当前在线产品中进行搜索。在下拉菜单中选择对应选项, 可将搜索范围扩大到所有书籍、所有期刊或整个牛津学术平台的内容

2

按学科浏览在线产品

3

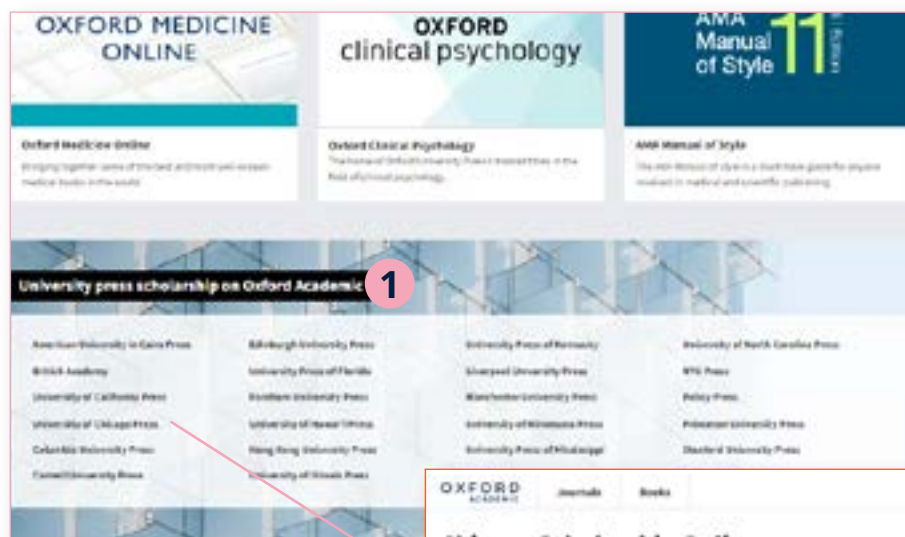
了解在线产品更多信息

4

按学科查看最新的已出版书籍

» 点击进一步了解在线产品

用户如何查找来自各个合作出版社的内容？

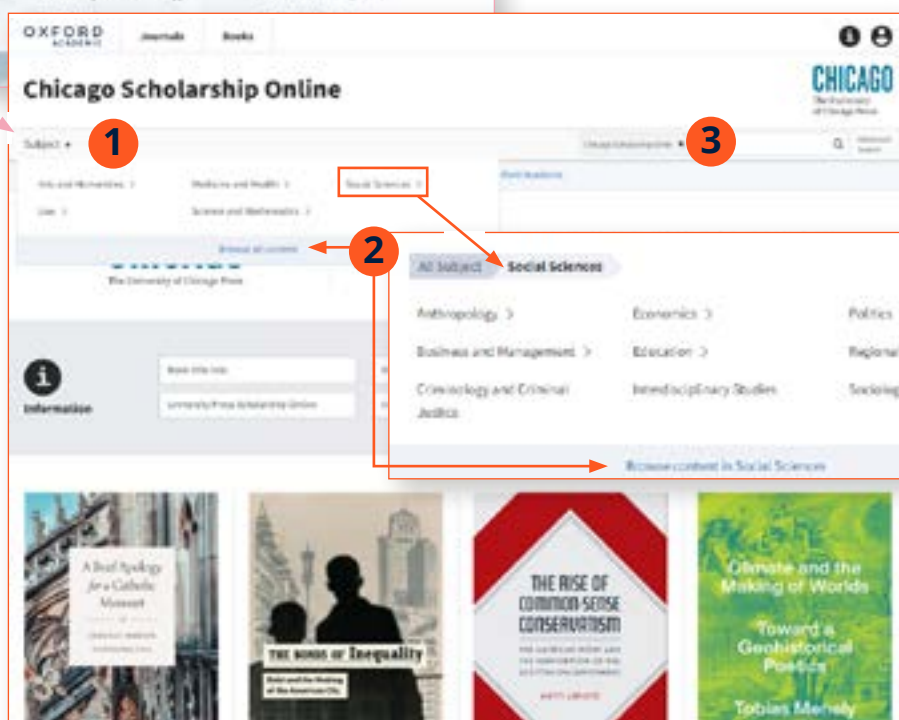


1 回到书籍主页，一直向下滚动略过系列书籍部分，您可以看到我们合作出版社的完整列表。每个合作伙伴出版社都有自己的主页，突出显示了各个合作出版社新鲜的特色内容

1 按学科浏览时，学科分类将进一步缩小您的选择范围

2 您可以点击底部菜单，选择浏览更大范围类别下的内容

3 搜索栏默认设置为该出版社的内容

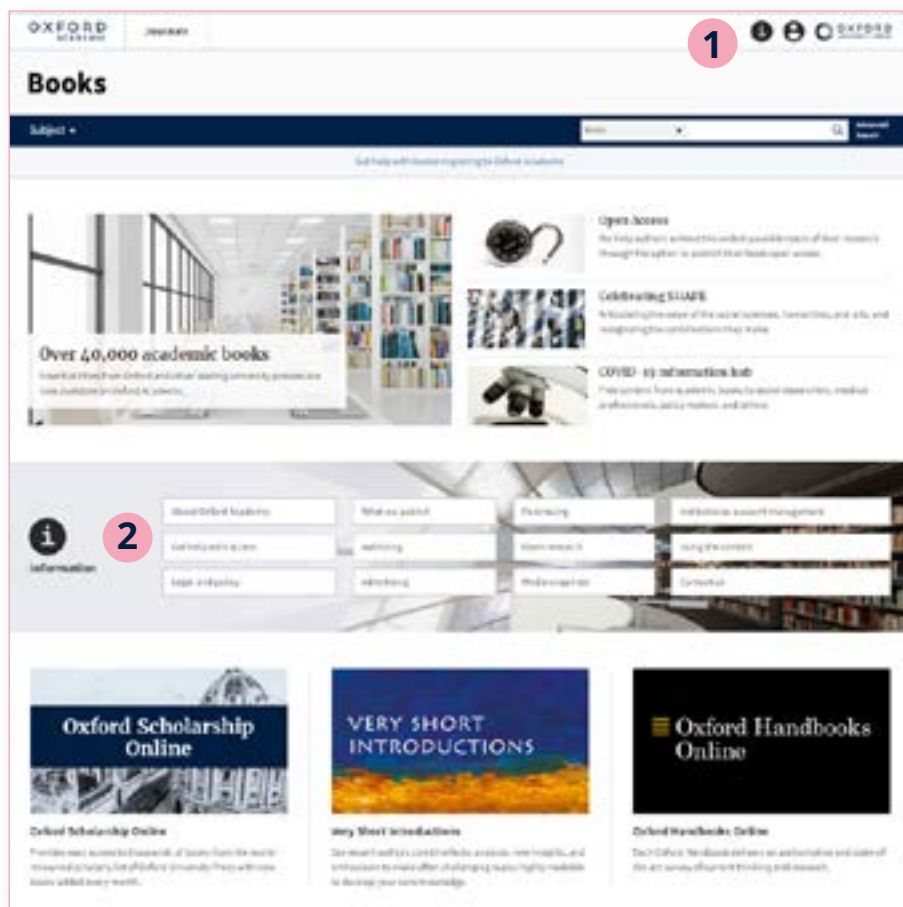


处理搜索结果

选定学科后，用户可以浏览该学科下的内容，他们还可以使用如第4页一样的筛选功能对内容进行导航



用户如何进一步了解该平台？



更新的信息页包含各方面的详细信息,从作者资源到该平台可访问的信息,再到开放获取指南以及阅读与出版协议,应有尽有,十分丰富。

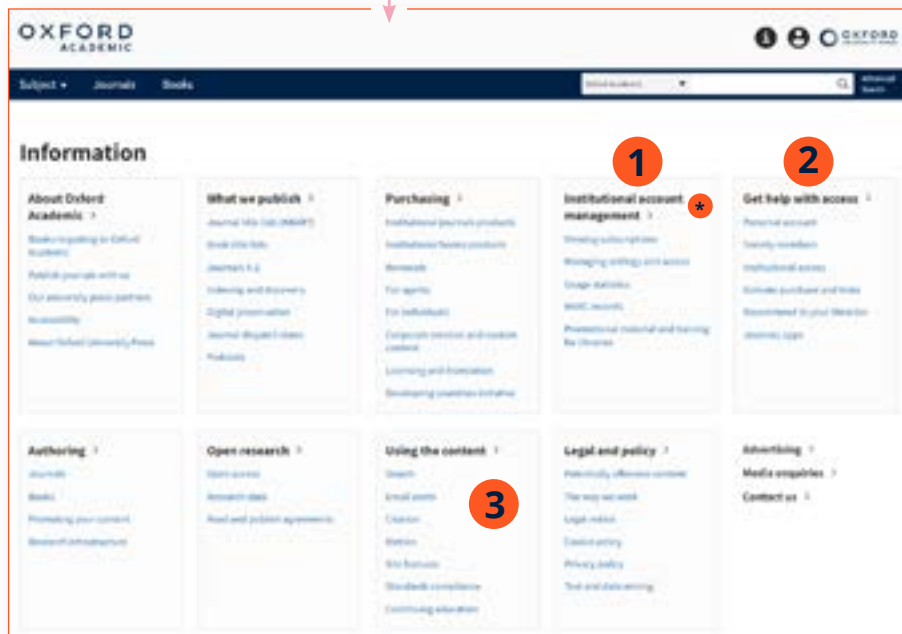
进入这些页面的方式包括:

- 1 点击右上角的 (i) 图标查看完整列表
- 2 点击页面下方列出的各信息页面

轻松浏览信息页面

点击 (i) 图标打开信息页面的完整列表, 图书馆员和用户可以:

- 1 机构账户管理: 通过相关指南了解如何管理账户、获取使用统计报告和推广材料
- 2 获得访问方面的帮助: 了解访问内容的途径
- 3 使用内容: 概述平台的核心功能和特点



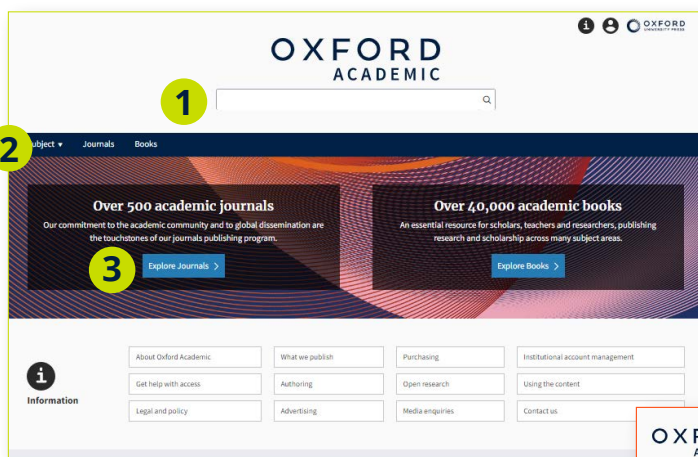
* 黑色标题链接至最高一级页面, 帮助您浏览后续相关主题内容。

We're pleased to share that OUP's academic books have joined our journals on the Oxford Academic platform, allowing users to read and cross-search content on the same platform for the first time.

This guide will outline navigating [journals content](#), [books content](#), and [online product pages](#), as well as our [partner press pages](#) and [informational pages](#). A [» video demonstration](#) is also available to view.

Journals on Oxford Academic academic.oup.com/journals

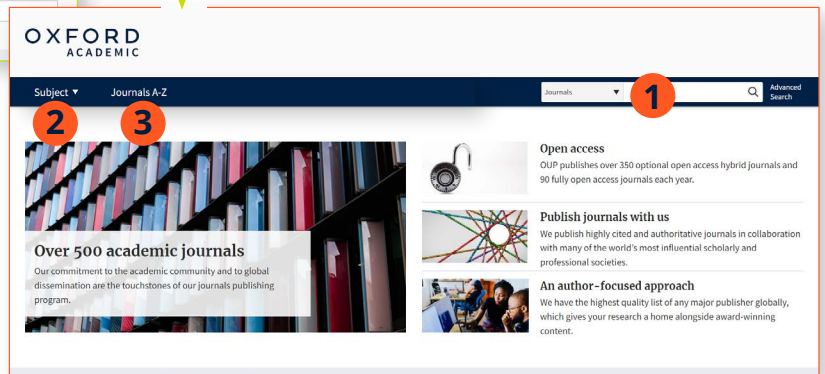
HOW CAN USERS FIND JOURNALS CONTENT ON THE SITE?



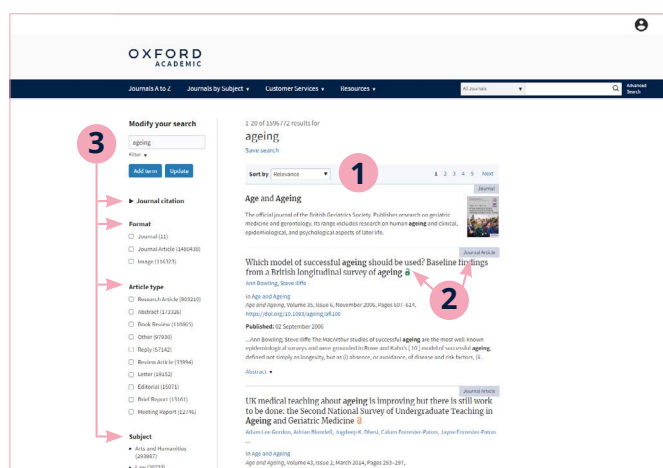
- 1 Search across journals and books from the Oxford Academic homepage at academic.oup.com;
- 2 Browse across a multi-layered subject taxonomy; or
- 3 Click into the journals homepage.

From the journals homepage, you can also:

- 1 Run a search;
- 2 Browse between Arts & Humanities, Law, Medicine & Health, Science & Maths, and Social Sciences; or
- 3 Browse by journal title.



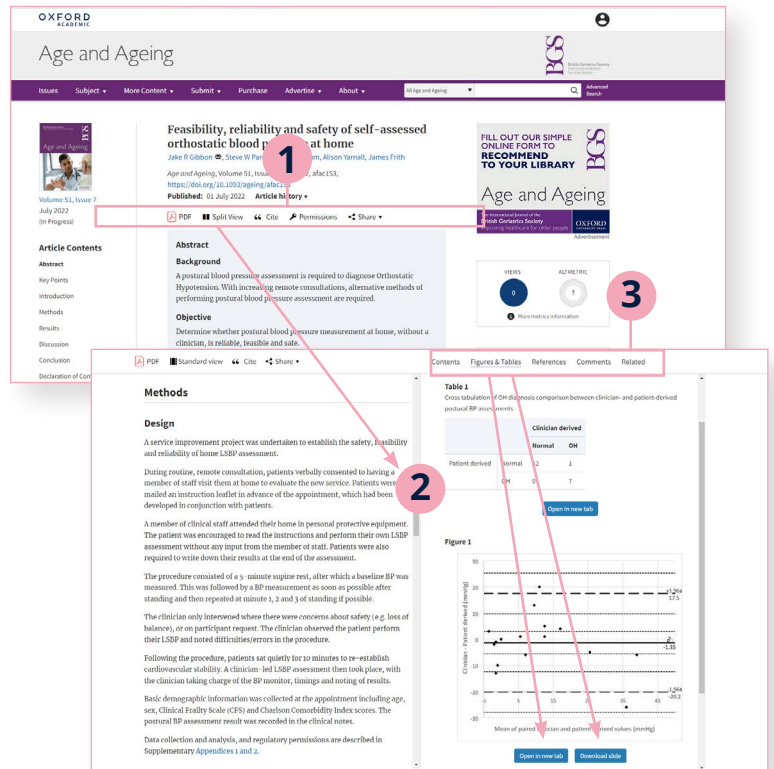
WORKING WITH SEARCH RESULTS



- 1 Results are sorted by relevance by default.
- 2 Each result has an availability marker and is labelled as journal, journal article, image, etc.
- 3 Search modifications may be made using the left-hand panel. The search term may be edited, additional filters may be applied, and the search may be narrowed by format, article type, subject, journal, publication date, and availability.

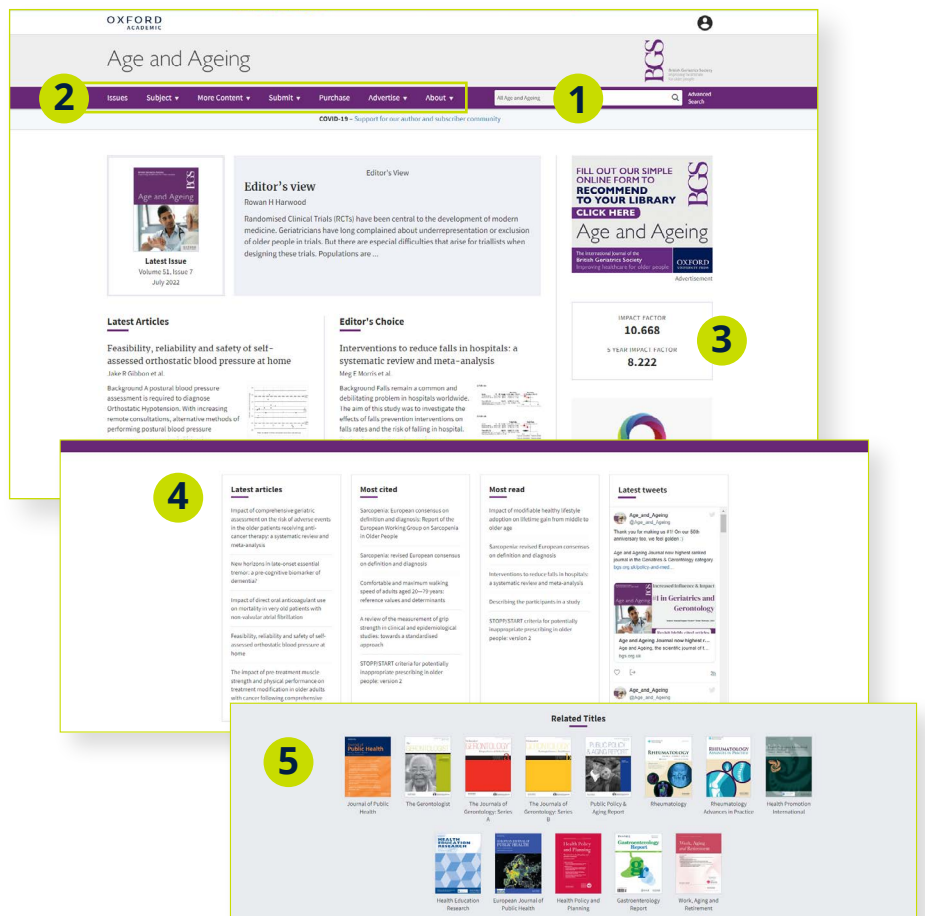
NAVIGATING AN ARTICLE

- 1 Clicking into the content will show the journal or article, with options to download as a PDF, split screen, view citation and permissions information, and share.
- 2 Split view provides two independently scrolling panels: the left for the primary text, and the right to easily switch between contents, figures and tables, references, comments, and related material.
- 3 Within figures and tables, options are available to open the image in a new tab or download as a PowerPoint slide.



NAVIGATING JOURNALS PAGES

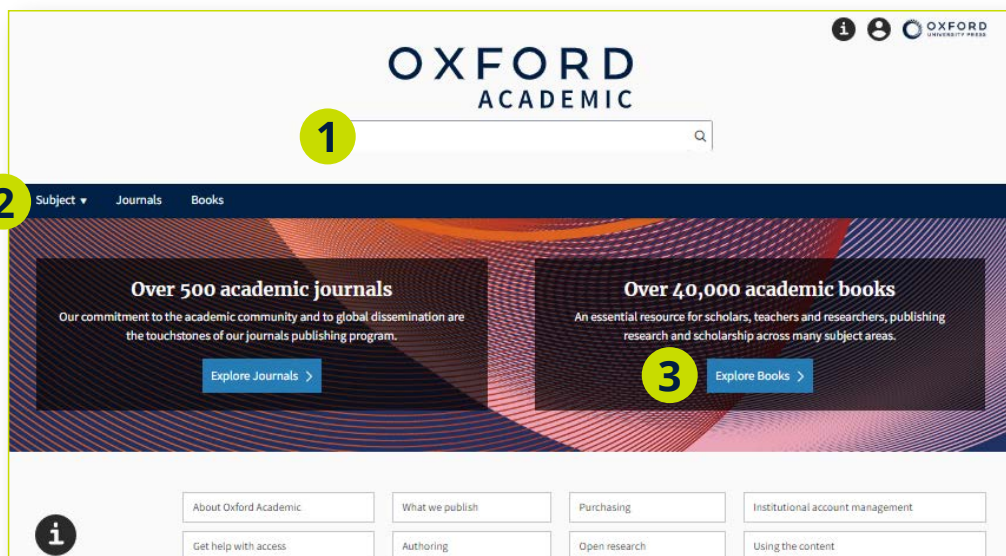
- 1 Search for articles within the journal.
- 2 See issues, subjects, submission options, and more. Society affiliation can be viewed and alerts can be set up through the About tab.
- 3 Easily view impact factor details.
- 4 Scroll down to see the latest, most read, or most cited articles, and Twitter feed.
- 5 Browse related journals.



Books on Oxford Academic

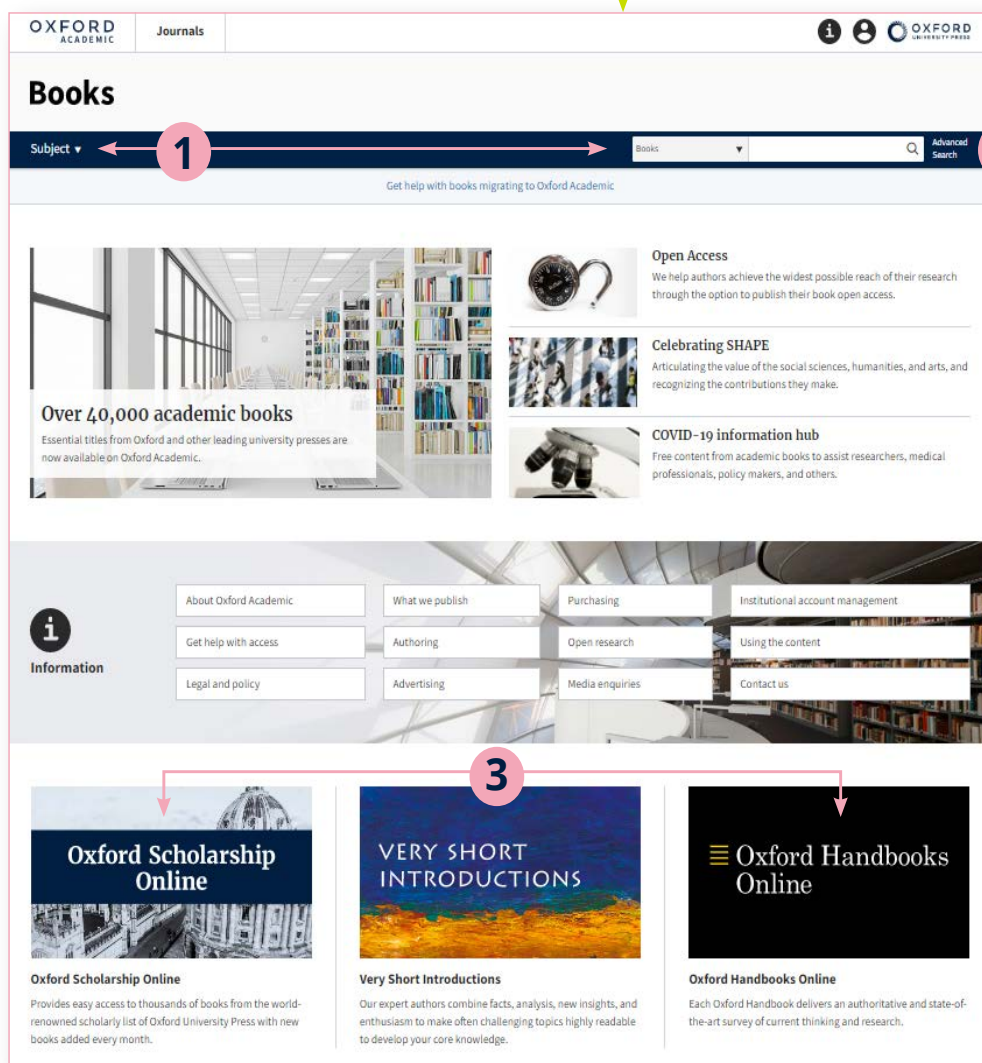
academic.oup.com/books

HOW CAN USERS FIND BOOKS ON THE SITE?



- 1 Search across books and journals from the Oxford Academic homepage at academic.oup.com;
- 2 Browse across a multi-layered subject taxonomy; or
- 3 Click into the books homepage.

From the books homepage, you can also run a search or browse by subject.



1 Academic books content includes scholarly titles published by OUP and our university press partners.

2 Clicking on Advanced Search without entering a keyword shows all content. If you wish to view only the content your library has purchased, you can apply the Purchased availability filter on the next page.

3 Each online product has its own page with distinct functionalities.

Learn more about online product pages on p. 5

WORKING WITH SEARCH RESULTS

- 1 Results are sorted by relevance by default.
- 2 Each result has an availability marker and is labelled as a book, chapter, image, etc.
- 3 Search modifications may be made using the left-hand panel. The search term may be edited, additional filters may be applied, and the search may be narrowed by availability, online product collection, edition, format, subject, series, publication date/range, and more.

NAVIGATING CONTENT

- 1 Clicking into the content will show the book or chapter with options to download as a PDF, split screen, view citation and permissions, and share.
- 2 Split view provides two independently scrolling panels: the left for the primary text, and the right to easily switch between contents, tables and figures, references, notes, and related material.
- 3 Within figures and tables, options are available to open the image in a new tab or download as a PowerPoint slide.
- 4 The dropdown next to the search bar has options to narrow a search scope to various options, including the specific book you're looking at, the online product that book is part of (if applicable), or the subject(s) that book is tagged with.

Online Products on Oxford Academic

academic.oup.com/books

WHAT ARE ONLINE PRODUCT PAGES?

1

Online products including *Oxford Scholarship Online*, *Oxford Medicine Online*, and *Very Short Introductions* each have their own homepage with search features and filtering options.

Let's take a look at *Oxford Scholarship Online* as an example.

1

The search bar defaults to search within the online product. The drop down provides an option to broaden the search to all books, all journals, or Oxford Academic as a whole.

2

Browse by subject within the online product.

3

Learn more about the online product.

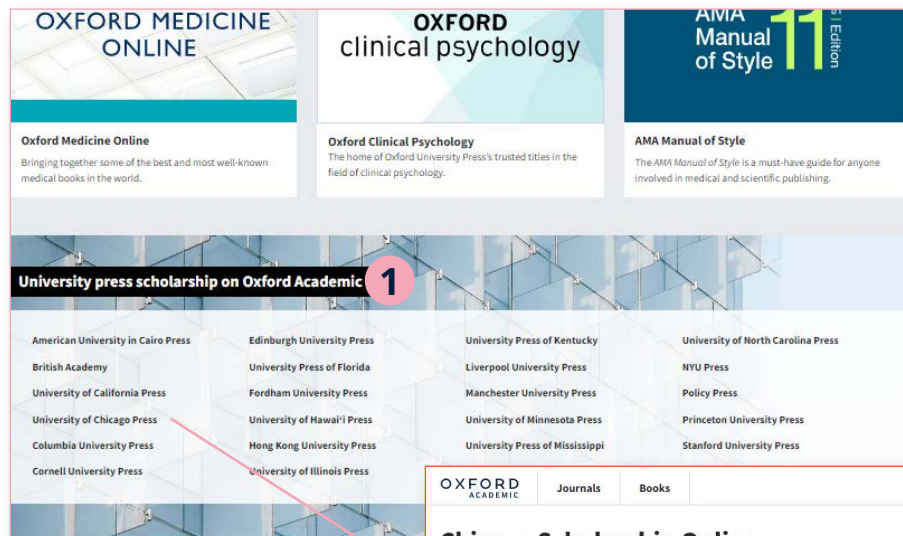
4

View the latest titles published by subject.

Partner Presses on Oxford Academic

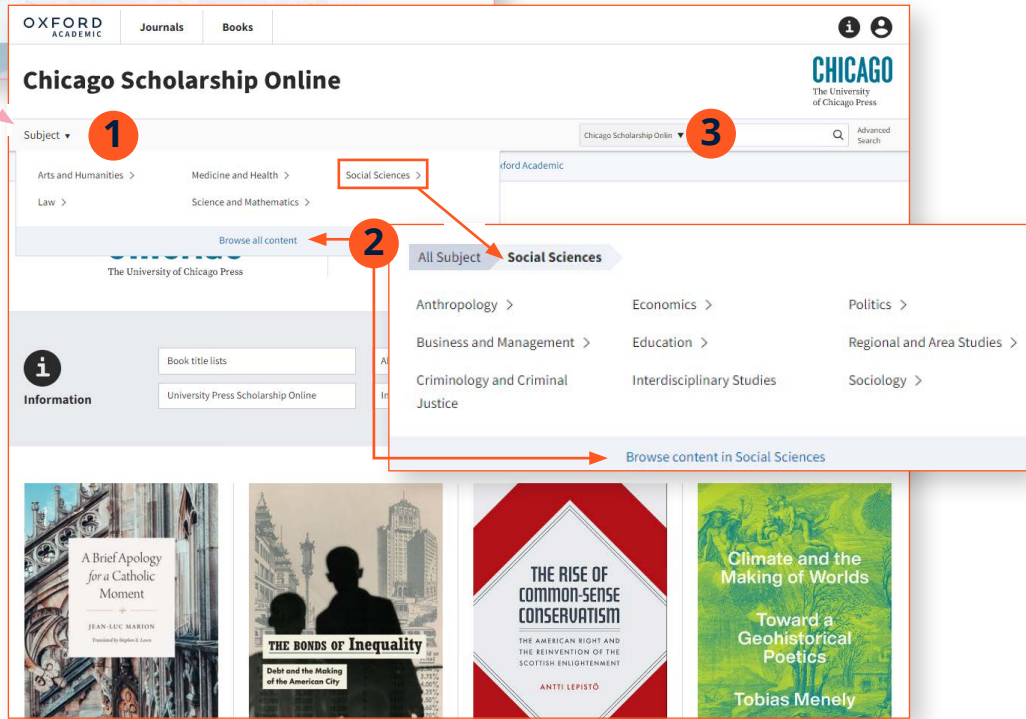
academic.oup.com/books

HOW CAN USERS FIND TITLES FROM PARTNER PASSES?



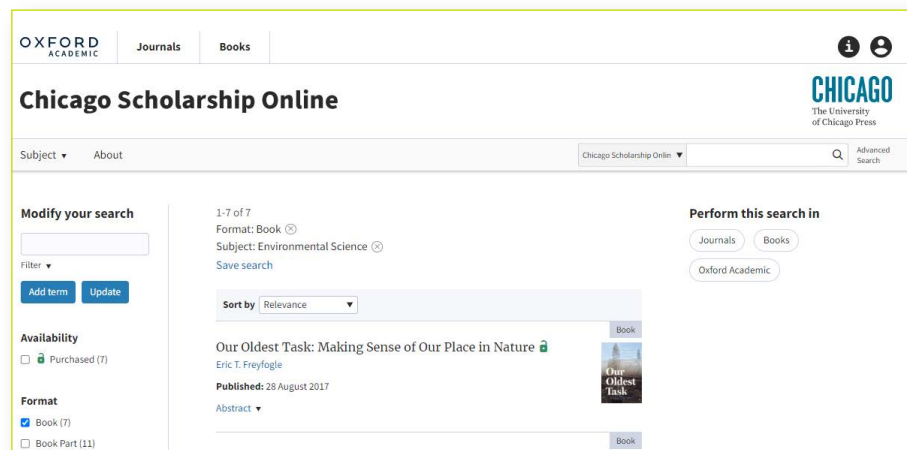
1 Returning to the books homepage, scroll down past the online products section to see a complete list of our partner presses. Each partner press has its own homepage that highlights new and featured content from that publisher.

- 1 When browsing by subject, the subject taxonomy will continue to narrow based on your selections;
- 2 or you can choose to browse across a larger category at the bottom of the menu.
- 3 The search bar is set to that publisher's content by default.



WORKING WITH SEARCH RESULTS

Once a subject is selected and a user is browsing the content, they can apply the same filters to navigate the results as described on page 4.



Information pages on Oxford Academic

academic.oup.com/pages/information

WHERE CAN USERS LEARN MORE ABOUT THE PLATFORM?

The screenshot shows the 'Books' section of the Oxford Academic website. At the top right, there is an 'i' icon in a circle, labeled '1'. Below the navigation bar, there are several featured articles: 'Open Access', 'Celebrating SHAPE', and 'COVID-19 information hub'. A large banner at the bottom of the page features three main categories: 'Oxford Scholarship Online', 'VERY SHORT INTRODUCTIONS', and 'Oxford Handbooks Online'. A grid of navigation links is visible, with the 'Information' link highlighted and labeled '2'.

Updated and consolidated information pages include details on everything from resources for authors to information about accessibility on the platform to guidelines for open access and read and publish agreements.

Access these pages by clicking either:

- 1 The (i) icon at the top right-hand corner for a comprehensive list; or
- 2 One of the main pages listed further down the page.

NAVIGATING INFORMATION PAGES

Clicking the (i) icon opens the full menu of information pages. Of note for librarians and users:

- 1 **Institutional account management:** Guidance on how to manage preferences and obtain usage statistics and promotional materials;
- 2 **Get help with access:** Explains available access options; and
- 3 **Using the content:** Overview of the platform's core functionality and features.

The screenshot shows the 'Information' page on the Oxford Academic website. The page is organized into a grid of 15 categories. The 'Institutional account management' category is highlighted with a red circle '1' and a black heading. The 'Get help with access' category is highlighted with a red circle '2'. The 'Using the content' category is highlighted with a red circle '3'. A black star icon is visible next to the 'Institutional account management' heading.

* The black headings are links to top-level pages which help with navigating through the topics that follow.